



## Dear Customer,

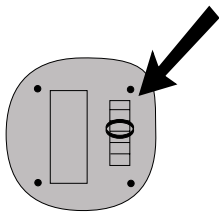
*Thank you for purchasing GoDogGo™ Canine Activity Sport. This product will bring you and your pet great fun and healthy exercise.*

*In order to fully enjoy this product you may need to refer to the following list of features and trouble shooting guidelines.*




### **I am noisy!**

I have 6 gears inside me so that I am able to launch the tennis balls as far as 30+ feet. It is normal for me to sound a bit whiny but I am perfectly happy to wind up and launch balls continuously at any setting!



### **Hold on tight!**

In order to set my launch distance you will need to get a good firm grip to set me to the farthest setting. You will find my distance adjustment underneath me, simply empty all balls from my bucket and turn me over.



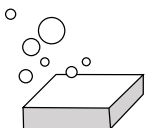
### **Be careful of my kick!**

I come with a "safety sensor" that is sensitive to the weight of the ball and is located in the pocket where the ball is launched from. If I do not have any balls in the launch pocket I will not operate so that you and your pet do not feel the bite of my kick. *Never stand directly in front of me while I am operating. Do not touch my safety sensor when the machine is on and there are no balls in my launch pocket.* Please keep your pet at a safe distance from my launch pocket so that he does not get harmed. You will need to teach your pet where not to stand while the ball is in action.



### **Push my buttons!**

Once you have turned my switch to the ON position you must select one of the four intermittent settings of 7 to 15 seconds. I WILL NOT WORK unless you have selected an intermittent setting. Please note that in the "7 second" setting I will continuously run and launch a ball every 7 seconds. When either the 10, 13 or 15 second interval is selected I will rest between 3 and 8 seconds, I am still working just very quiet, until I know that it is time to rewind.



### **Keep me clean and dry!**

When using me in wet conditions the tennis balls will tend to bind up as they roll down my channel to the kicker. *Dry tennis balls work best!*

***For additional information and trouble shooting ideas see back side of this page.***

## **TROUBLE SHOOTING GUIDE**

### **Ball will not launch.**

**If the ball is in the pocket and all settings indicate it should be launching a ball...**

*Check your power source or battery life.*

*Check to make sure that the unit's POWER light is on and that it is set to an intermittent setting of either 7, 10, 13 or 15 seconds. The unit will not begin it's kicking action until the intermittent setting is chosen and it will not work when the light is in the OFF position.*

*Make sure that the power switch is in the OFF position and then simply adjust the sensor by carefully bending the thin metal piece up so that the ball will come in contact with it when it is in the ball pocket. This strip is very sensitive and is in place for you, your pets and the unit's protection!*

### **Balls are not rolling down the bucket channel.**

*Make sure that the unit is on a level operating surface.*

*Are the balls extremely wet or dirty? We recommend always using nearly dry balls in order to keep the launching activity consistent. A small amount of moisture such as saliva from your pet's mouth is okay, but not too much!*

### **It is hard to adjust the launching distance.**

*Make sure you have adjusted the unit with the adjustment ring on the underneath side of the base. The unit is easier to adjust when the kicker is in the up position just after a ball has been launched. **MAKE SURE TO TURN YOUR UNIT OFF TO MAKE THIS ADJUSTMENT!!***

**Please visit our website or email us so that we may assist you:**

**website: [www.buygodoggo.com](http://www.buygodoggo.com)      email: [support@buygodoggo.com](mailto:support@buygodoggo.com)**

*We do our best to answer all questions within 24 hours.*